

Charter School Impact

**Coatesville Area School District
Finance Committee Meeting
October 12, 2021**

Charter School Tuition Payments

FY13: \$20,132,106

FY20: \$58,240,842

189% Increase

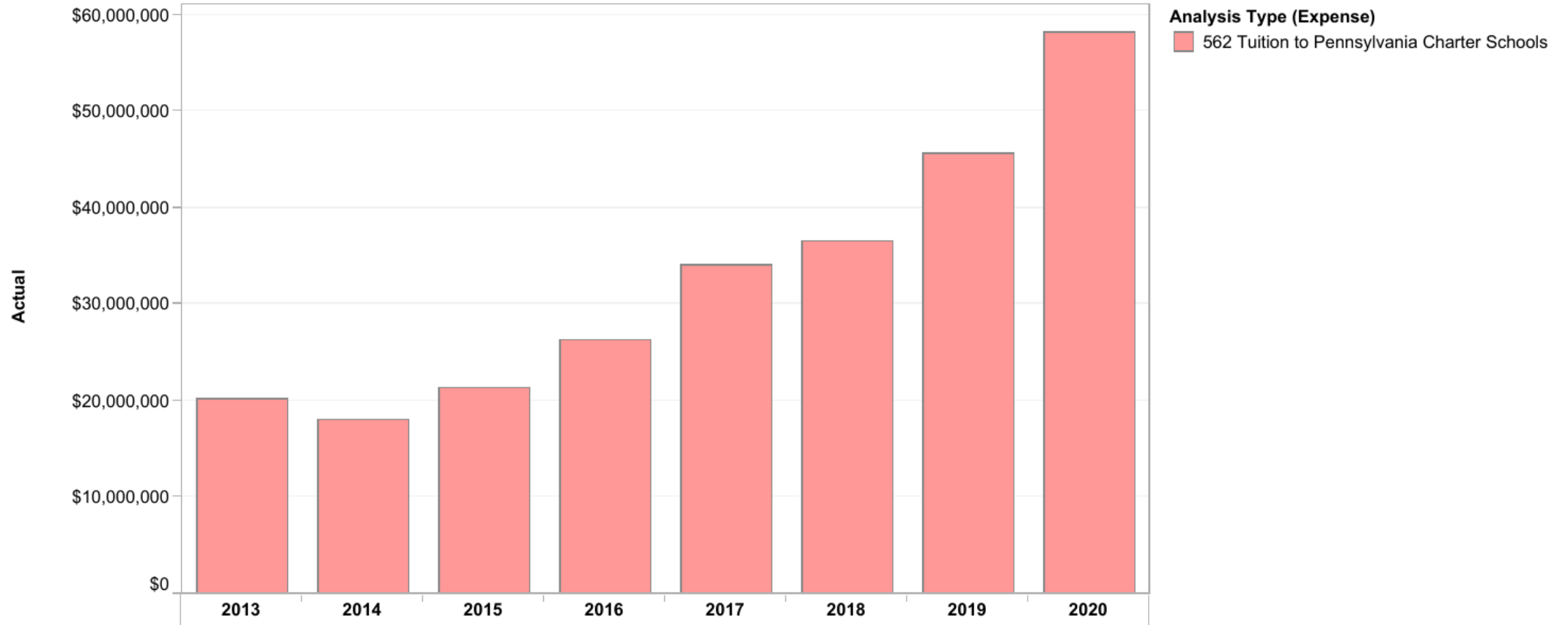


Expenses Bar Chart

District: Coatesville Area SD

By: Object Level 3

Source: Pennsylvania Department of Education

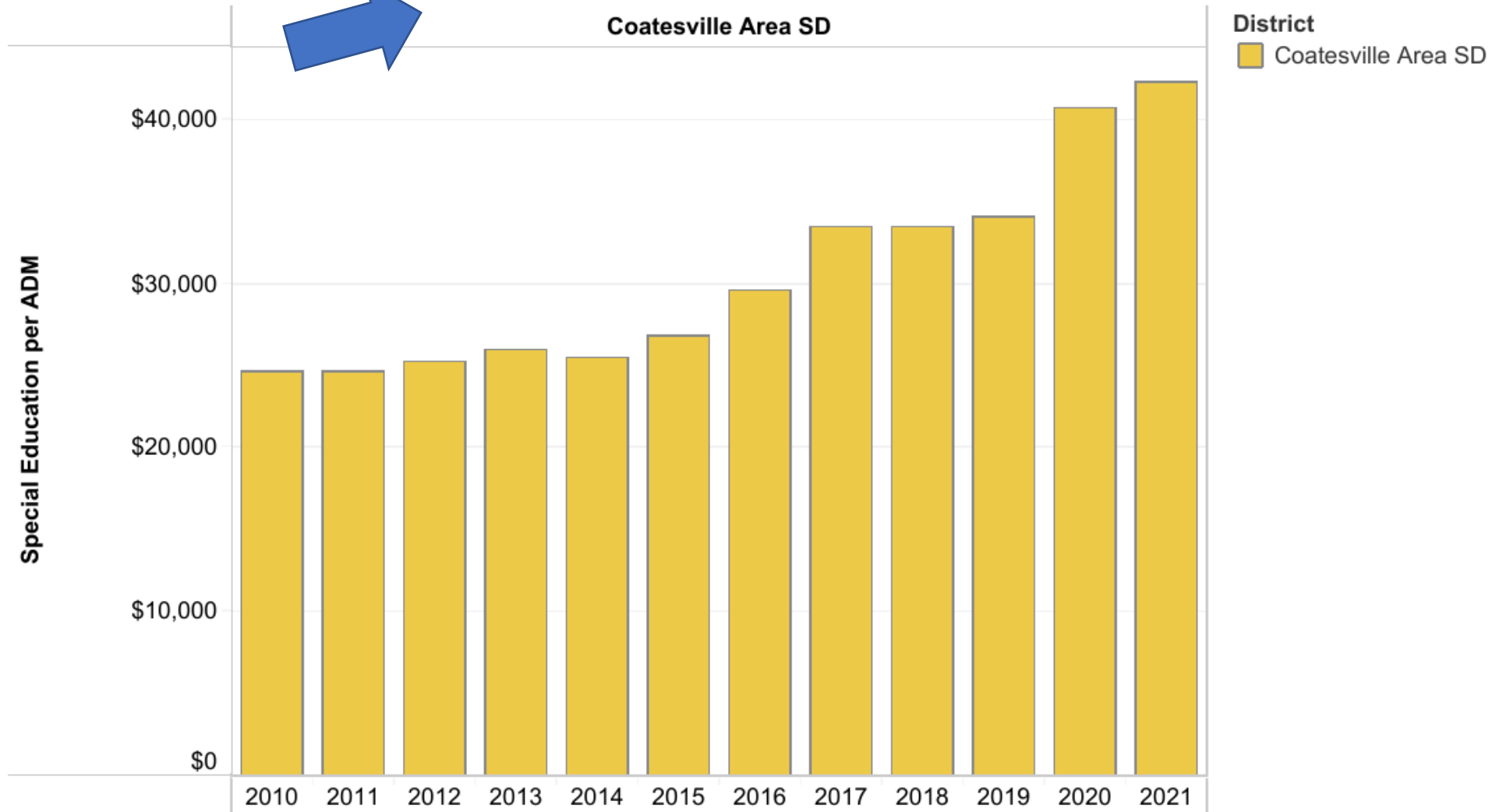


Charter School Tuition Comparison

Special Education per ADM
Source: PDE 363 Reports

FY20 Spec Ed Tuition per ADM: **\$40,676**

FY21 Spec Ed Tuition per ADM: **\$42,329**

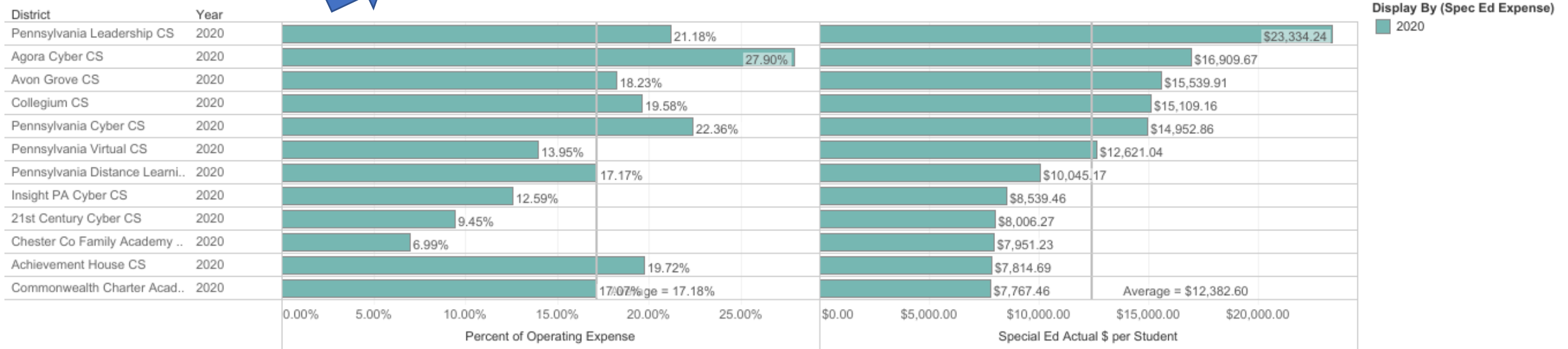


Actual Special Education Cost Data for 2019-20 Charter Schools with CASD Spec Ed Students

Average CS Cost: **\$12,383**
 CASD Spec Ed Calculated Tuition Rate: **\$40,676**

Special Education Cost per Student

Note: Expenditure amounts are all of Fund 23 and 24 and these functions from other funds: all 1200s, all 2700's, 2140 and 2150
 Source: Pennsylvania Department of Education Enrollment and Annual Financial Report Data



Cost Impact – Spec Ed Charter School Tuition

624 Spec Ed Students Educated by 13 Charter Schools

Coatesville Area SD Cost:

$$\text{Tuition Rate X \# of Students} = \text{Total CASD Tuition Obligation}$$
$$\$40,676 \times 624 = \$25,381,824$$

Charter School Expense:

$$\text{Actual Spec Ed Cost/Student for Each CS X \# of Students} = \text{Total CS Expense}$$
$$\text{Actual } \$^* \times 624 = \$9,421,840$$

Amount Paid in Excess of Charter School Actual Costs:
\$15,959,984

**Analysis of Coatesville Area School District Special Education Costs for Students Attending Charter Schools
School Year 2019-20**

| Charter School | 2019-20 Actual Special Ed Expense per Student* | # of CASD Spec Ed Students | Total Charter School Cost for CASD Spec Ed Students | Amount Paid by CASD to the Charter School | Amount Paid in Excess of Actual Costs |
|-----------------------------------|---|-----------------------------------|--|--|--|
| 21st Century Cyber CS | \$8,006.27 | 5 | \$40,031 | \$203,380 | \$163,349 |
| Achievement House CS | \$7,814.69 | 3 | \$23,444 | \$122,028 | \$98,584 |
| Agora Cyber CS | \$16,909.67 | 7 | \$118,368 | \$284,732 | \$166,364 |
| Avon Grove CS | \$15,539.91 | 94 | \$1,460,751 | \$3,823,544 | \$2,362,793 |
| Chester Co Family Academy CS | \$7,951.23 | 9 | \$71,561 | \$366,084 | \$294,523 |
| Collegium CS | \$15,109.16 | 480 | \$7,252,396 | \$19,524,480 | \$12,272,084 |
| Commonwealth Charter Academy CS | \$7,767.46 | 3 | \$23,302 | \$122,028 | \$98,726 |
| Insight PA Cyber CS | \$8,539.46 | 1 | \$8,539 | \$40,676 | \$32,137 |
| Pennsylvania Cyber CS | \$14,952.86 | 4 | \$59,811 | \$162,704 | \$102,893 |
| Pennsylvania Distance Learning CS | \$10,045.17 | 1 | \$10,045 | \$40,676 | \$30,631 |
| Pennsylvania Leadership CS | \$23,334.24 | 13 | \$303,345 | \$528,788 | \$225,443 |
| Pennsylvania Virtual CS | \$12,621.04 | 3 | \$37,863 | \$122,028 | \$84,165 |
| Renaissance Charter School** | \$12,382.60 | 1 | \$12,383 | \$40,676 | \$28,293 |
| Total | | 624 | \$9,421,840 | \$25,381,824 | \$15,959,984 |

Spec Ed Tuition Calc for CASD for 19-20*** \$ 40,676

* As reported to PDE by the Charter School

** Data not reported - used average cost per spec ed student for this group of charter schools

***Per PDE 363

PDE LINKS

2019-20 rates based on PDE-363 received by PDE:

<https://www.education.pa.gov/Documents/K-12/Charter%20Schools/Charter%20School%20Funding/CSFunding%20SelExp%202019-2020.xlsx>

2020-21 rates based on PDE-363 received by PDE:

<https://www.education.pa.gov/Documents/K-12/Charter%20Schools/Charter%20School%20Funding/CSFunding%20SelExp%202020-2021.xlsx>

PDE-363, Funding for Charter Schools

<https://www.education.pa.gov/Documents/K-12/Charter%20Schools/Charter%20School%20Funding/PDE-363.xlsx>